GOLDUNITED SDN BHD

HSRM Steel Truss

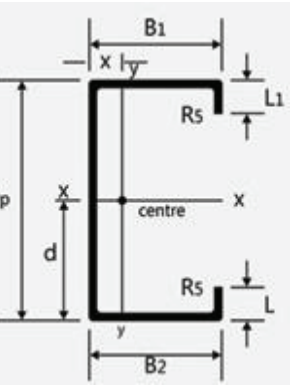	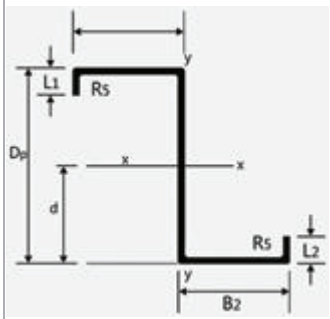	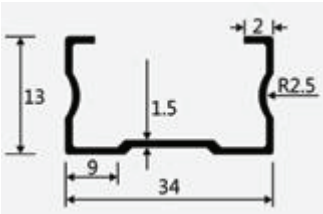	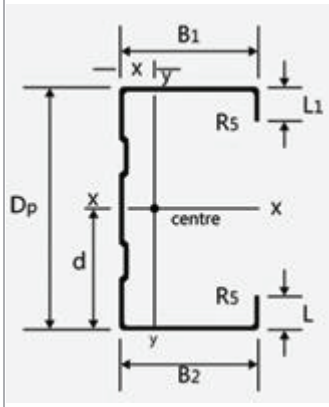	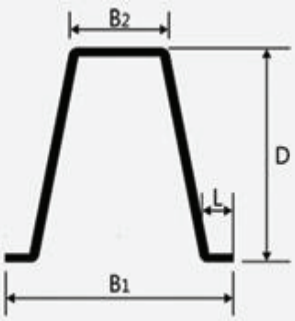
C	Z	HF 32/34	HC 03/04/05	HB 25/40/60/120

Specification Data

C Section

Section	Dimension (mm)					SELF WEIGHT	AREA	Second Moment of Area		Section Modulus		Radius of Gyration	
	D	B_1	L	T	X			I_x	I_y	Z_x	Z_y	R_x	R_y
	mm	mm	mm	mm	mm	(Kg/m)	m^2	($10^6 mm^4$)	($10^6 mm^4$)	($10^3 mm^3$)	($10^3 mm^3$)	(mm)	(mm)
HC 100.16	100	50	14	1.6	16.9	2.693	342	0.560	0.120	11.21	3.64	40.05	18.73
HC 100.20	100	50	14	2.0	16.9	3.346	429	0.688	0.146	13.75	4.42	40.04	18.45
HC 120.16	120	50	16	1.6	16.0	2.995	385	0.867	0.135	14.45	3.99	47.45	18.73
HC 120.20	120	50	16	2.0	16.0	3.724	477	1.066	0.164	17.78	4.85	47.27	18.54
HC 150.16	150	50	16	1.6	14.3	3.372	433	1.463	0.145	19.50	4.08	58.12	18.30
HC 150.20	150	50	16	2.0	14.4	4.196	537	1.801	0.176	24.02	4.96	57.91	18.10
HC150.25	150	52	16	2.5	14.4	5.214	666	2.213	0.213	29.50	6.00	57.64	17.88
HC 150.30	150	50	16	3.0	14.5	6.221	791	2.598	0.246	34.63	7.03	57.31	17.63
HC 180.16	180	60	20	1.6	17.5	4.102	526	2.574	0.261	28.60	6.15	69.95	22.28
HC 180.20	180	60	20	2.0	17.5	5.108	654	3.178	0.319	35.31	7.52	69.71	22.09
HC 200.16	200	60	20	1.6	16.6	4.354	558	3.299	0.269	32.99	6.21	76.89	21.96
HC 200.20	200	60	20	2.0	16.6	5.423	693	4.077	0.329	40.77	7.59	76.70	21.79
HC 200.25	200	60	20	2.5	16.6	6.748	861	5.024	0.400	50.24	9.23	76.39	21.55
HC 220.25	220	70	20	2.5	19.2	7.534	961	6.898	0.599	62.71	11.79	84.73	24.96
HC 250.25	250	70	20	2.5	17.9	8.124	1036	9.394	0.621	74.74	11.92	95.22	24.48
HC 300.25	300	80	20	2.5	19.2	9.501	1211	15.575	0.907	103.83	14.92	113.40	27.37
HC 300.30	300	80	20	3.0	19.2	11.364	1440	18.381	1.053	122.54	17.32	113.07	27.10

Z Section

Section	Dimension (mm)					SELF WEIGHT	AREA	Second Moment of Area		Section Modulus		Radius of Gyration	
	D	B_1	B_2	L_1	T			I_x	I_y	Z_x	Z_y	r_x	R_y
	mm	mm	mm	mm	mm	(Kg/m)	(m^2)	($10^6 mm^4$)	($10^6 mm^4$)	($10^3 mm^3$)	($10^3 mm^3$)	(mm)	mm)
HZ 100.16	100	52	48	14	1.6	2.693	347	0.560	0.211	11.00	4.21	40.18	24.67
HZ 100.20	100	52	48	14	2.0	3.346	429	0.687	0.255	13.50	5.13	39.99	24.40
HZ 120.16	120	52	48	16	1.6	2.995	385	0.867	0.226	14.21	4.51	47.44	24.23
HZ 120.20	120	52	48	16	2.0	3.724	477	1.066	0.274	17.48	5.49	47.24	23.96
HZ 150.16	150	52	48	16	1.6	3.372	433	1.462	0.226	19.21	4.50	58.09	22.85
HZ 150.20	150	52	48	16	2.0	4.196	538	1.800	0.274	23.66	5.48	57.87	22.59
HZ 150.25	150	52	48	16	2.5	5.214	666	2.213	0.330	29.50	6.00	57.64	22.26
HZ 150.30	150	52	48	16	3.0	6.288	786	2.575	0.374	34.34	7.72	57.24	21.81
HZ 180.16	180	62	58	20	1.6	4.102	526	2.573	0.409	28.25	6.79	69.93	27.89
HZ 180.20	180	62	57	20	2.0	5.108	651	3.161	0.488	34.60	8.17	69.68	27.38
HZ 200.16	200	62	58	20	1.6	4.354	558	3.299	0.409	32.62	6.79	76.88	27.09
HZ 200.20	200	62	57	20	2.0	5.423	694	4.080	0.499	40.30	8.30	76.66	26.82
HZ 200.25	200	62	57	20	2.5	6.748	861	5.023	0.604	49.66	10.10	76.37	26.50
HZ 220.25	220	72	68	20	2.5	7.515	961	6.897	0.604	62.07	13.01	84.71	30.76
HZ 250.25	250	72	68	20	2.5	8.124	1036	9.341	0.909	74.02	13.00	94.95	29.63
HZ 300.25	300	82	77	20	2.5	9.501	1208	15.516	1.277	102.40	16.01	113.31	32.51
HZ 300.30	300	83	77	20	3.0	11.364	1440	18.381	1.503	122.54	19.15	112.95	32.30

HC Stud Sections

Section	Dimension (mm)					SELF WEIGHT	AREA	Second Moment of Area		Section Modulus		Radius of Gyration	
	D	B_1	B_2	L	T			I_x	I_y	Z_x	Z_y	r_x	R_y
	mm	mm	mm	mm	mm	(Kg/m)	(m^2)	($10^6 mm^4$)	($10^6 mm^4$)	($10^3 mm^3$)	($10^3 mm^3$)	(mm)	(mm)
HC 03	80	48	11	0.8	16.6	1.196	153	0.158	0.045	3.994	1.472	32.7	17.58
HC 03.10	80	48	11	1.0	16.6	1.490	190	0.195	0.056	4.950	1.815	32.6	17.48
HC 04	100	48	11	0.8	14.6	1.334	174	0.263	0.050	5.310	1.517	40.1	17.38
HC 04	100	48	11	1.0	14.5	1.619	205	0.325	0.060	6.584	1.870	40.0	17.27
HC 05	120	48	11	1.0	13.3	1.888	238	0.547	0.065	8.820	1.921	48.8	16.92

Steel Battens

Section	Dimension (mm)					SELF WEIGHT	AREA	Second Moment of Area		Section Modulus		Radius of Gyration	
	D	B_1	B_2	L	T			I_x	I_y	Z_x	Z_y	r_x	R_y
	mm	mm	mm	mm	mm	(Kg/m)	(m^2)	($10^6 mm^4$)	($10^6 mm^4$)	($10^3 mm^3$)	($10^3 mm^3$)	(mm)	(mm)
HB 25	25	70	40	15	0.48	0.451	54	0.005	0.021	0.403	0.618	9.76	19.86
HB 40.048	40	90	32	18	0.48	0.573	73	0.019	0.034	0.924	0.870	16.25	21.59
HB 40	40	90	32	18	0.6	0.716	92	0.024	0.042	1.103	1.088	16.25	21.59
HB 60	60	95	36	19	0.8	1.258	158	0.084	0.107	2.528	2.276	22.14	25.99
HB 120	120	120	40	19	1.0	2.820	321	0.556	0.339	9.228	5.745	41.59	32.47